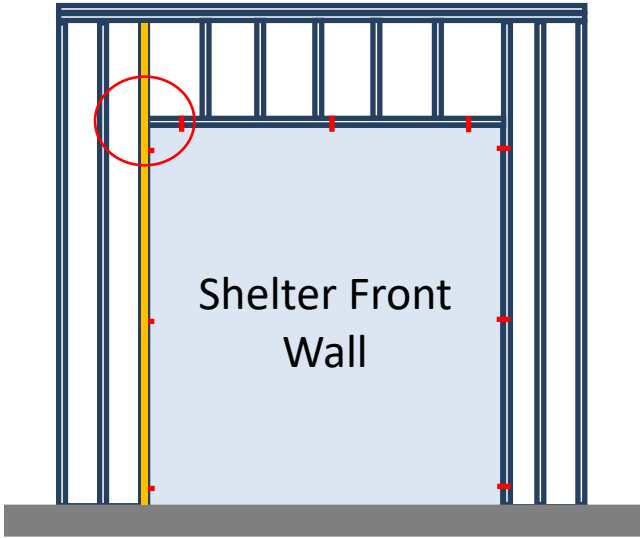


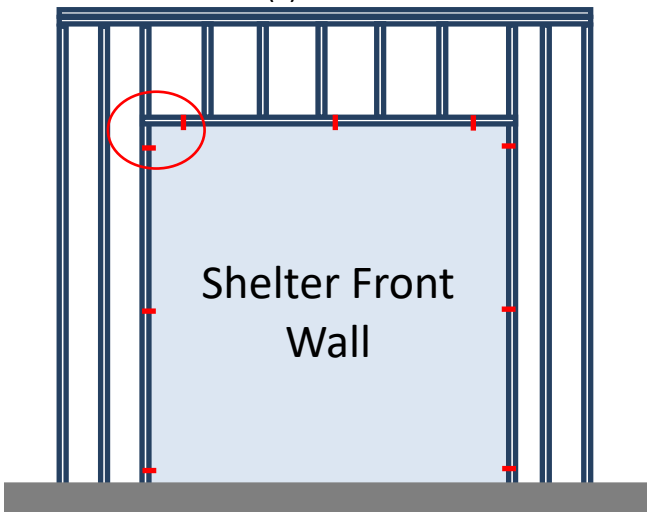
**ICC 500-2014 Commentary Errata
List
Posted: 12/2020**

**Chapter 3
STRUCTURAL DESIGN CRITERIA**

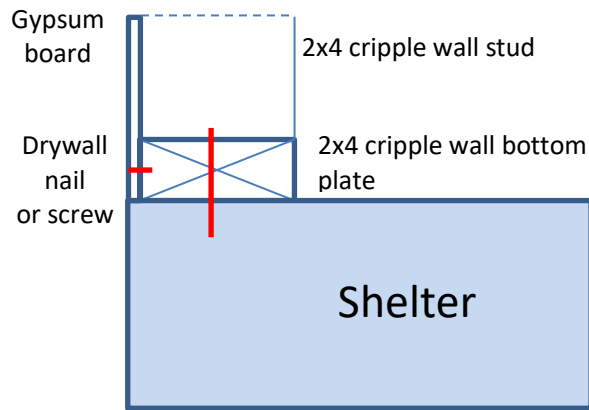
Note: Figure (a) was repeated instead of using figure (b). The correct Figure (b) is shown here.



(a)



(b)



(c)

Figure 304.9.

Elevation views showing two alternate framing layouts for the wall of a host building that would transmit significantly different loads to the storm shelter (a and b). Detail of framing configuration (b) showing cripple wall to shelter connection.