

01/2022

International Code Council



**ICC 300-2020 edition  
Public Input Agenda  
based on input received  
on 2017 edition of the  
ICC 300 Standard**

**Draft for January, 2022  
Meeting – Teleconference**

## Matrix for ICC 300 proposals

Proposal #	Section Number	Date of meeting proposal considered	Committee Action	Notes
<b>CHAPTER 1 APPLICATION AND ADMINISTRATION</b>				
<b>CHAPTER 2 DEFINITIONS</b>				
<b>CHAPTER 3 CONSTRUCTION</b>				
IS-BLE-03-01-21	302.1, 302.1.1(New), Chapter 6 (New)			ASTM E84 and UL 723
IS-BLE-03-02-21	303.1			
IS-BLE-03-03-21	303.5.1			
IS-BLE-03-04-21	303.8			
<b>CHAPTER 4 EGRESS</b>				
IS-BLE-04-01-21	404.1			E27-21
IS-BLE-04-02-21	404.5.1			
IS-BLE-04-03-21	406.8.1			
IS-BLE-04-04-21	408.1			
IS-BLE-04-05-21	408.2			
IS-BLE-04-06-21	408.2			
IS-BLE-04-07-21	409.1, 409.1.1, 409.1.3(New), 409.2, 409.2.1(New), 402.2.2(New), 409.2.3(New)			
IS-BLE-04-8-21	409.3, 409.3.1(New), 409.3.2(New)			
<b>CHAPTER 5 EXISTING BLEACHRES, FOLDING AND TELESCOPIC SEATING AND GRANDSTANDS</b>				
IS-BLE-05-01-21	506(New), 506.1(New)			
<b>CHAPTER 6 REFERENCED STANDARDS</b>				
IS-BLE-06-01-21	Chapter 6			Automatic update of standards

# Chapter 3 CONSTRUCTION

## IS-BLE 03-01-21

### ICC 500 Sections 302.1, 302.1.1 (New), Chapter 6 (New)

**Proponent:** Marcelo M. Hirschler, GBH International

**Revise as follows:**

**302.1 Combustibility and flame spread.** Bleachers, folding and telescopic seating, and grandstands shall be ~~permitted to be~~ constructed of ~~combustible or noncombustible~~ materials complying with Section 302.1.1. Such installations within a building shall not be considered interior finish relative to the application of the building code.

**302.1.1 Materials.** The materials of construction shall comply with either one of the following requirements:

1. Materials shall be noncombustible materials in accordance with Section 703.3.1 of the International Building Code.
2. Materials shall exhibit a Class C flame spread index and smoke developed index when tested in accordance with ASTM E84 or UL 723, with the test specimen remaining in place during the test, or shall comply with the requirements of Section 803.1.1 of the International Building Code.

**Add new Standard:**

ASTM E84—2018B: Standard Test Methods for Surface Burning Characteristics of Building Materials

UL 723—2018: Test for Surface Burning Characteristics of Building Materials

**Reason:** This proposal requires that the materials of construction of the bleachers meet some minimal fire safety requirements. The existing language in ICC 300 on materials in ICC 300 is not very useful, as it states:

“302.1 Combustibility and flame spread. Bleachers, folding and telescopic seating, and grandstands shall be permitted to be constructed of combustible or noncombustible materials. Such installations within a building shall not be considered interior finish relative to the application of the building code.”

The requirement that bleachers be constructed of "combustible or noncombustible materials" does not exclude anything, since there is no other option for a material. There is a need to ensure the bleachers are not made of a material that is highly combustible. This proposal contains a requirement that is pretty straightforward to meet, since traditional bleacher materials

(including wood) would meet the requirements. This proposal says that they can be made of noncombustible materials (and sends to 703.3.1 of the IBC) or of materials that meet a Class C in accordance with ASTM E84, and sends to section 803.1.1 of the IBC. This requirement ensures that the bleachers cannot simply be made of a highly combustible plastic or plastic composite material (note that wood materials meet a Class C without any treatment), which would introduce a high fuel load into these temporary structures. The added requirement that “the test specimen remain in place during the test” is the same as is required for plastic composites in both the IBC (section 2612) and the IRC (section R507).

**Committee Action:**

**Committee Reason:**

<b>Report for IS-BLE 03-01-21</b>		
<i>Committee decision: AS/AM/D</i>	<i>Committee Vote at Meeting:</i>	<i>Committee Vote on Ballot:</i>
<b>REPORT OF HEARING:</b>		
Modification (if any):		
Committee Reason:		
<b>PUBLIC COMMENT- FIRST DRAFT:</b>		
Proponent:		
Desired Action:		
Modification:		
Reason:		
<i>Committee decision: AS/AM/D</i>	<i>Committee Vote at Meeting:</i>	<i>Committee Vote on Ballot:</i>
<b>REPORT OF HEARING – FIRST DRAFT</b>		
Modification (if any):		
Committee Reason:		
<b>PUBLIC COMMENT- SECOND DRAFT:</b>		
Proponent:		
Desired Action:		
Modification:		
Reason:		
<i>Committee decision: AS/AM/D</i>	<i>Committee Vote at Meeting:</i>	<i>Committee Vote on Ballot:</i>
<b>FINAL ACTION:</b>		
Modification (if any):		
Committee Reason:		

# IS-BLE 03-02-21

## ICC 500 Section 303.1

**Proponent:** Daniel Victor, INTERKAL, LLC

**Revise as follows:**

**303.1 Design.** The structural design shall be in accordance with the building code.

**Exception:** Load tests in accordance with accepted engineering practice shall be permitted in lieu of structural calculations for seating units or portions thereof.

**Reason:** Load tests have been accepted and sometimes required for decades. Similar statements have been incorporated into NFPA 102, the industry predecessor to ICC 300. California Division of the State Architect Interpretation of Regulation IR 16-5.16 contains provisions for testing. Guard and handrail testing methods are available through ASTM.

**Committee Action:**  
**Committee Reason:**

<b>Report for IS-BLE 03-02-21</b>		
<i>Committee decision: AS/AM/D</i>	<i>Committee Vote at Meeting:</i>	<i>Committee Vote on Ballot:</i>
<b>REPORT OF HEARING:</b>		
Modification (if any):		
Committee Reason:		
<b>PUBLIC COMMENT- FIRST DRAFT:</b>		
Proponent:		
Desired Action:		
Modification:		
Reason:		
<i>Committee decision: AS/AM/D</i>	<i>Committee Vote at Meeting:</i>	<i>Committee Vote on Ballot:</i>
<b>REPORT OF HEARING – FIRST DRAFT</b>		
Modification (if any):		
Committee Reason:		
<b>PUBLIC COMMENT- SECOND DRAFT:</b>		
Proponent:		
Desired Action:		
Modification:		
Reason:		
<i>Committee decision: AS/AM/D</i>	<i>Committee Vote at Meeting:</i>	<i>Committee Vote on Ballot:</i>
<b>FINAL ACTION:</b>		
Modification (if any):		
Committee Reason:		

# IS-BLE 03-03-21

## ICC 500 Section 303.5.1

**Proponent:** Amber DellAngelo, Larson Engineering, Inc.

**Revise as follows:**

**303.5.1 Load combinations using strength design or load and resistance factor design.** When using strength design or load and resistance factor the following additional load combination must be considered.

1.2D + 1.0L + 1.6Z (Equation 3-1)

0.9D + 0.4L + 1.6Z (Equation 3-2)

1.2D + 1.6Rr (Equation 3-3)

1.2D + 1.6L + 1.2Rr (Equation 3-4)

D+0.4L+Z (Equation 3-5)

**Reason:** It has come to my attention that CA DSA will be requiring this load combination in addition to the others already in ICC 300. I believe it prudent to have ICC 300 match California's requirement. Reference California DSA IR 16-5.

**Committee Action:**

**Committee Reason:**

Report for <i>IS-BLE 03-03-21</i>		
<i>Committee decision: AS/AM/D</i>	<i>Committee Vote at Meeting:</i>	<i>Committee Vote on Ballot:</i>
<b>REPORT OF HEARING:</b>		
Modification (if any):		
Committee Reason:		
<b>PUBLIC COMMENT- FIRST DRAFT:</b>		
Proponent:		
Desired Action:		
Modification:		
Reason:		
<i>Committee decision: AS/AM/D</i>	<i>Committee Vote at Meeting:</i>	<i>Committee Vote on Ballot:</i>
<b>REPORT OF HEARING – FIRST DRAFT</b>		
Modification (if any):		
Committee Reason:		
<b>PUBLIC COMMENT- SECOND DRAFT:</b>		
Proponent:		
Desired Action:		
Modification:		
Reason:		
<i>Committee decision: AS/AM/D</i>	<i>Committee Vote at Meeting:</i>	<i>Committee Vote on Ballot:</i>
<b>FINAL ACTION:</b>		
Modification (if any):		
Committee Reason:		

## IS-BLE 03-04-21

### ICC 500 Sections 303.8

**Proponent:** Gregory Nelson, FaciliServ, Inc.

**Revise as follows:**

**303.8 Lateral restraint.** Outdoor bleachers shall be anchored or have a positive ballast ballasted attached to structural frame members to resist uplift and horizontal sliding forces in accordance to building code or manufacturers requirements, whichever has a greater static value.

**Reason:**

A: Adding positive attached ballasting to the frame member ensures the ballast would not be able to be inadvertently removed or fail to stay in place if simply places over a frame member and perform its purpose to load the bleachers frame to resist movement.

B: Adding the manufacturers anchoring or ballasting requirement ensures that at minimum the manufacturer's engineer's values for the specific bleacher configurations are recognized and as such, it would be the designed anchoring on their specification/submittals, where generalized anchoring would not take in consideration for specific or unique configurations that may be present.



An unanchored 5 row x 110' soccer field bleacher twisted upside down at one end resulting in a total loss of a 350 seat bleacher. Had manufacturer's anchoring or ballast been applied, likely no loss would have occurred.



Multiple stands wind swept over the ball field fence and onto the playing field. Had the manufacturers anchoring or properly secured ballast been applied to these bleachers would occur likelihood of total loss would not occurred

**Committee Action:**  
**Committee Reason:**

<b>Report for IS-BLE 03-04-21</b>		
<i>Committee decision: AS/AM/D</i>	<i>Committee Vote at Meeting:</i>	<i>Committee Vote on Ballot:</i>
<b>REPORT OF HEARING:</b>		
Modification (if any):		
Committee Reason:		
<b>PUBLIC COMMENT- FIRST DRAFT:</b>		
Proponent:		
Desired Action:		
Modification:		
Reason:		
<i>Committee decision: AS/AM/D</i>	<i>Committee Vote at Meeting:</i>	<i>Committee Vote on Ballot:</i>
<b>REPORT OF HEARING – FIRST DRAFT</b>		
Modification (if any):		
Committee Reason:		
<b>PUBLIC COMMENT- SECOND DRAFT:</b>		
Proponent:		
Desired Action:		
Modification:		
Reason:		
<i>Committee decision: AS/AM/D</i>	<i>Committee Vote at Meeting:</i>	<i>Committee Vote on Ballot:</i>
<b>FINAL ACTION:</b>		
Modification (if any):		
Committee Reason:		



# Chapter 4 EGRESS

## IS-BLE 04-01-21 ICC 300 Sections 404.1

**Proponent:** ICC 300 committee

**Revise as follows:**

**404.1 Minimum number of exits.** The minimum number of exits shall be provided from the seating area based on the occupant loads in Table 404.1 and in accordance with the calculated width requirement for egress capacity in Section 404.5. Accessible means of egress shall be provided as required by Section 1009 of the *International Building Code*. The common path of egress travel shall be measured from the wheelchair spaces along the accessible route to that point where the occupants have a choice of two accessible routes to accessible means of egress.

**Exception:** For open-air assembly seating installations where the means of egress converge, a minimum of two egress paths shall be provided, sized to accommodate the occupant load served.

**Reason:**

The Building Code Action Committee submitted E27-21 to the IBC Section 1009.1 to point out a common error for bleacher systems. The proposal was disapproved. It was stated that this should be in the ICC 300 instead of the IBC.

**Committee Action:**

**Committee Reason:**

<b>Report for IS-BLE 04-01-21</b>		
<i>Committee decision: AS/AM/D</i>	<i>Committee Vote at Meeting:</i>	<i>Committee Vote on Ballot:</i>
<b>REPORT OF HEARING:</b>		
Modification (if any):		
Committee Reason:		
<b>PUBLIC COMMENT- FIRST DRAFT:</b>		
Proponent:		
Desired Action:		
Modification:		
Reason:		
<i>Committee decision: AS/AM/D</i>	<i>Committee Vote at Meeting:</i>	<i>Committee Vote on Ballot:</i>
<b>REPORT OF HEARING – FIRST DRAFT</b>		
Modification (if any):		
Committee Reason:		
<b>PUBLIC COMMENT- SECOND DRAFT:</b>		
Proponent:		
Desired Action:		
Modification:		
Reason:		

<i>Committee decision: AS/AM/D</i>	<i>Committee Vote at Meeting:</i>	<i>Committee Vote on Ballot:</i>
<b>FINAL ACTION:</b>		
Modification (if any):		
Committee Reason:		

---

# IS-BLE 04-02-21

## ICC 300 Section 404.5.1

**Proponent:** Ida Dugas, Hussey Seating Company

**Revise as follows:**

**404.5.1 Measurement.** The clear width of aisles and other means of egress shall be measured to walls, edges of seating and tread edges except for permitted projections which includes bleacher aisle steps and. ~~There shall be no obstructions in the required width of aisles except for handrails as provided in Section 409.7.~~

**Reason:**

Secondary level (balcony) platforms would benefit with the increase of clear space between the first row and balcony face along the upper level. The increase to the calculated clear space due to the aisle steps, often creates sightline issues to the lower main floor level.

**Committee Action:**

**Committee Reason:**

<b>Report for IS-BLE 04-02-21</b>		
<i>Committee decision: AS/AM/D</i>	<i>Committee Vote at Meeting:</i>	<i>Committee Vote on Ballot:</i>
<b>REPORT OF HEARING:</b>		
Modification (if any):		
Committee Reason:		
<b>PUBLIC COMMENT- FIRST DRAFT:</b>		
Proponent:		
Desired Action:		
Modification:		
Reason:		
<i>Committee decision: AS/AM/D</i>	<i>Committee Vote at Meeting:</i>	<i>Committee Vote on Ballot:</i>
<b>REPORT OF HEARING – FIRST DRAFT</b>		
Modification (if any):		
Committee Reason:		
<b>PUBLIC COMMENT- SECOND DRAFT:</b>		
Proponent:		
Desired Action:		
Modification:		
Reason:		
<i>Committee decision: AS/AM/D</i>	<i>Committee Vote at Meeting:</i>	<i>Committee Vote on Ballot:</i>
<b>FINAL ACTION:</b>		
Modification (if any):		
Committee Reason:		

## **IS-BLE 04-03-21**

### **ICC 300 Section 406.8.1**

**Proponent:** Ida Dugas, Hussey Seating Company

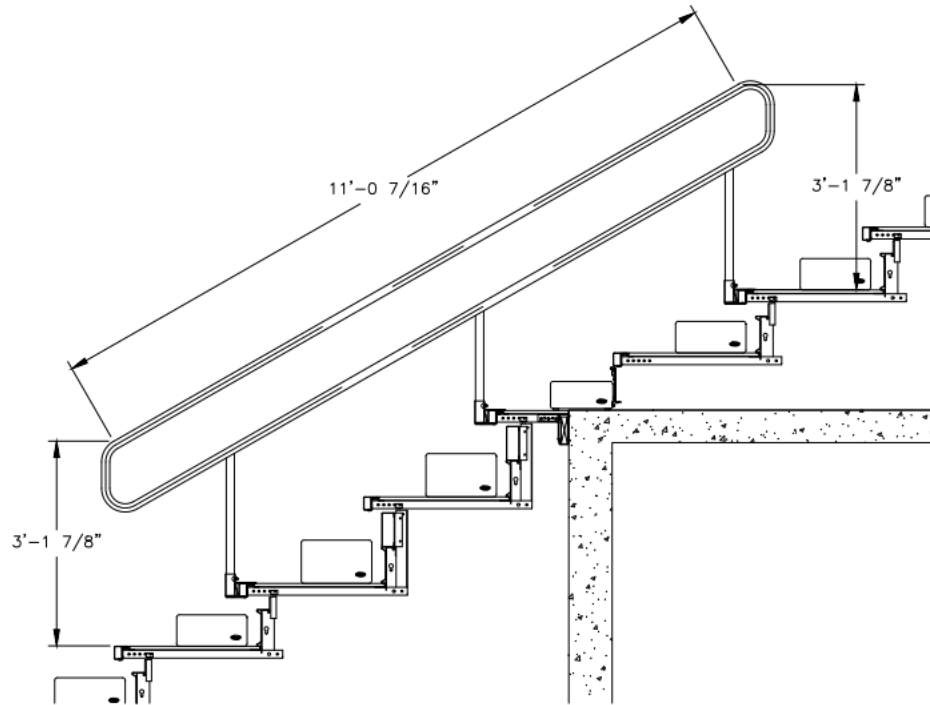
**Revise as follows:**

**406.8.1 Tread and riser nonuniformity permitted.** Treads and risers located in transition areas between adjacent tiered seating elements, parabolic seating configurations or onto or off of tiered seating are not required to be of uniform depth or height where a ~~mid-aisle~~ aisle handrail is provided. The handrail shall meet the requirements of Section 409. ~~Mid-aisle~~ Aisle handrails in transition areas shall extend the full length of the transition and a minimum of one tread depth, parallel to the run of the stepped aisles, above and below the uppermost and lowermost riser in the transition. Where extensions of the aisle handrail interfere with adjacent means of egress, the handrail extension shall terminate at the riser.

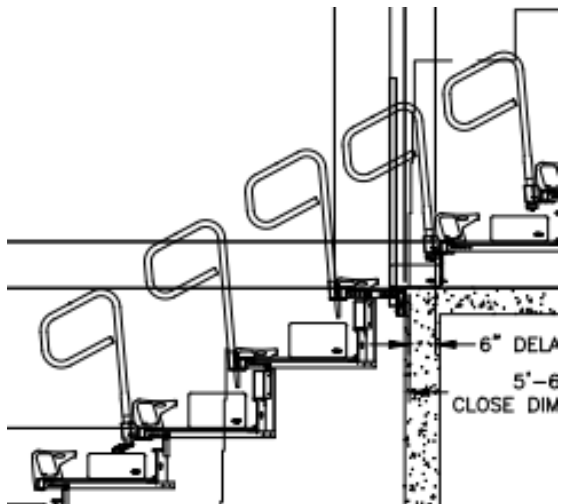
**Exception:** On folding and telescopic seating the handrail at transitions shall be permitted to be discontinuous in accordance with Section 409.1.1.

**Reason:**

On Folding and Telescopic Seating, handrails that span multiple tiers prevent the operation of the bleacher with the handrail in place. Several tiers may be involved resulting in large heavy rails that require removal every time the bleacher is operated. The image below shows such a rail that would weigh in the vicinity of 35 lbs. Once removed, there is no guarantee that the attachments used to hold the rail to the bleacher will return to the exact location making reinstallation extremely difficult (if not impossible).



By putting the rails and attachments on individual tiers, the rail are lighter and the attachments are not required to repeatedly line up with other moving tiers.



**Committee Action:**  
**Committee Reason:**

<b>Report for IS-BLE 04-03-21</b>		
<i>Committee decision: AS/AM/D</i>	<i>Committee Vote at Meeting:</i>	<i>Committee Vote on Ballot:</i>
REPORT OF HEARING: Modification (if any):		

Committee Reason:		
<b>PUBLIC COMMENT- FIRST DRAFT:</b>		
Proponent:		
Desired Action:		
Modification:		
Reason:		
<b>Committee decision: AS/AM/D</b>	<b>Committee Vote at Meeting:</b>	<b>Committee Vote on Ballot:</b>
<b>REPORT OF HEARING – FIRST DRAFT</b>		
Modification (if any):		
Committee Reason:		
<b>PUBLIC COMMENT- SECOND DRAFT:</b>		
Proponent:		
Desired Action:		
Modification:		
Reason:		
<b>Committee decision: AS/AM/D</b>	<b>Committee Vote at Meeting:</b>	<b>Committee Vote on Ballot:</b>
<b>FINAL ACTION:</b>		
Modification (if any):		
Committee Reason:		

# IS-BLE 04-04-21

## ICC 300 Sections 408.1

**Proponent:** Daniel Victor, INTERKAL, LLC

### **Revise as follows:**

**408.1 Required guards.** Guards shall be provided in the following areas.

1. Along open-sided walking surfaces, cross aisles, stepped aisles, ramps and landings of tiered seating areas which are located more than 30 inches (762 mm) above the floor or grade below. ~~Such guards shall be not less than 42 inches (1067 mm) high, measured vertically above the leading edge of the tread, adjacent walking surface or adjacent bench seat.~~ Such guards shall be not less than 42 inches (1067 mm) high, measured vertically as follows:
  - 1.1. From the adjacent walking surfaces.
  - 1.2. Where bench type seating is adjacent to the perimeter, measure from the leading edge of the seat
  - 1.3. Where the seats are self-rising measured from the walking surface.
  - 1.4. On stairways and stepped aisles, from the line connecting the leading edges of the tread nosings.
  - 1.5. On ramps and ramped aisles, from the ramp surface at the guard.

- Exception:** A guard is not required where the tiered seating is located adjacent to a wall and the space between the wall and the tiered seating is less than 4 inches (102 mm).
2. Where an elevation change of 30 inches (762 mm) or less occurs between a cross aisle and the adjacent floor or grade below, guards not less than 26 inches (660 mm) above the aisle floor shall be provided.

**Exception:** Where the backs of seats on the front of the cross aisle project 24 inches (610 mm) or more above the adjacent floor of the aisle, a guard need not be provided.
  3. A guard shall be provided for the full width of an aisle where the lowest point of the aisle is more than 30 inches (762 mm) above the floor or ground below. The guard shall be a minimum of 36 inches (914 mm) high and shall provide a minimum 42 inches (1067 mm) measured diagonally between the top of the rail and the nosing of the nearest aisle step.
  4. Unless subject to the requirements of Item 3, a guard with a minimum height of 26 inches (660 mm) shall be provided where the floor or footboard elevation is more than 30 inches (762 mm) above the floor or grade below and the guard would otherwise interfere with the sightlines of immediately adjacent seating.

**Reason:** Current text does not address self-rising seating. Revised text provides clearer language with modifications noted above.

**Committee Action:**  
**Committee Reason:**

<b>Report for IS-BLE 04-04-21</b>		
<i>Committee decision: AS/AM/D</i>	<i>Committee Vote at Meeting:</i>	<i>Committee Vote on Ballot:</i>
<b>REPORT OF HEARING:</b>		
Modification (if any):		
Committee Reason:		
<b>PUBLIC COMMENT- FIRST DRAFT:</b>		
Proponent:		
Desired Action:		
Modification:		
Reason:		
<i>Committee decision: AS/AM/D</i>	<i>Committee Vote at Meeting:</i>	<i>Committee Vote on Ballot:</i>
<b>REPORT OF HEARING – FIRST DRAFT</b>		
Modification (if any):		
Committee Reason:		
<b>PUBLIC COMMENT- SECOND DRAFT:</b>		
Proponent:		
Desired Action:		
Modification:		
Reason:		
<i>Committee decision: AS/AM/D</i>	<i>Committee Vote at Meeting:</i>	<i>Committee Vote on Ballot:</i>
<b>FINAL ACTION:</b>		
Modification (if any):		
Committee Reason:		



# IS-BLE 04-05-21

## ICC 300 Section 408.2

**Proponent:** Daniel Victor, INTERKAL, LLC

### Revise as follows:

**408.2 Opening limitations.** Open guards shall be constructed of materials such that a 4-inch-diameter (120 mm) sphere, cannot pass through any opening up to a height of 34 inches (864 mm) measured vertically in accordance with Section 408.1 to the bottom of the sphere. ~~From Above~~ a height of 34 inches (864 mm) ~~to 42 inches (1067 mm)~~ above the adjacent walking surfaces, a sphere 8 inches (203 mm) in diameter sphere shall not pass.

### Exceptions:

1. The triangular opening formed by the riser, tread and bottom rail at the open side of a stepped aisle or tiered seating shall be of a maximum size such that a ~~sphere~~ of 6 inches (152 mm) in diameter sphere cannot pass through the opening.
2. Guards at the end of aisles where they terminate at a fascia of boxes, balconies and galleries shall have balusters or ornamental patterns such that a 4-inch diameter (102 mm) sphere cannot pass through any opening up to a height of 26 inches (660 mm). From a height of 26 inches (660 mm) or greater above the adjacent walking surfaces, a ~~sphere~~ 8 inches (203 mm) in diameter sphere shall not pass.
3. The opening limitation shall not apply to guards required in accordance with Item 2 of Section 408.1.

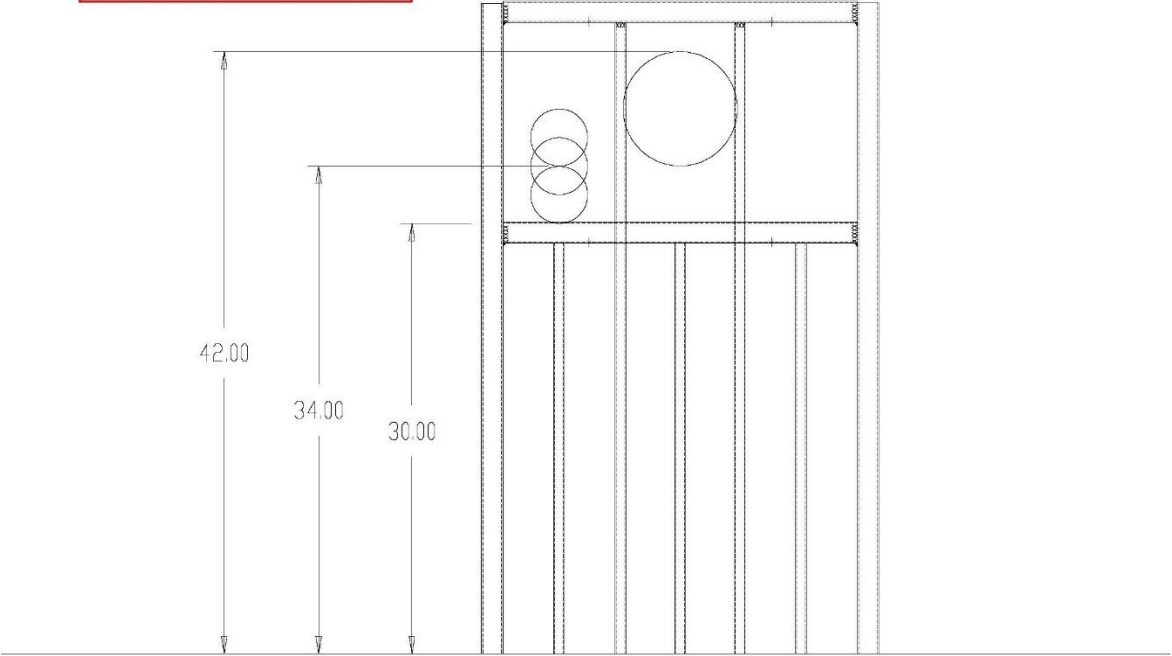
**Reason:** This proposal assumes that my proposal for revision to section 408.1 is approved. The lower reference is clarified from “the adjacent walking surface” to the enumerated references of the revised 408.1. Adding “to the bottom of the sphere” locates the height of the sphere. Per figure 1 which follows, the cross bar could interpreted to be as low as 30 inches. By adding “to the bottom of the sphere”, the minimum cross bar height is clarified to be 34 inches. I believe that was the original intent.

Figure 2 which follows shows a situation somewhat common in telescopic seating because the guards slope away from the seating for the purpose of making them nest in storage or retraction. If the height of the sphere is not defined, one may not be able to accurately say if an opening is compliant or not.

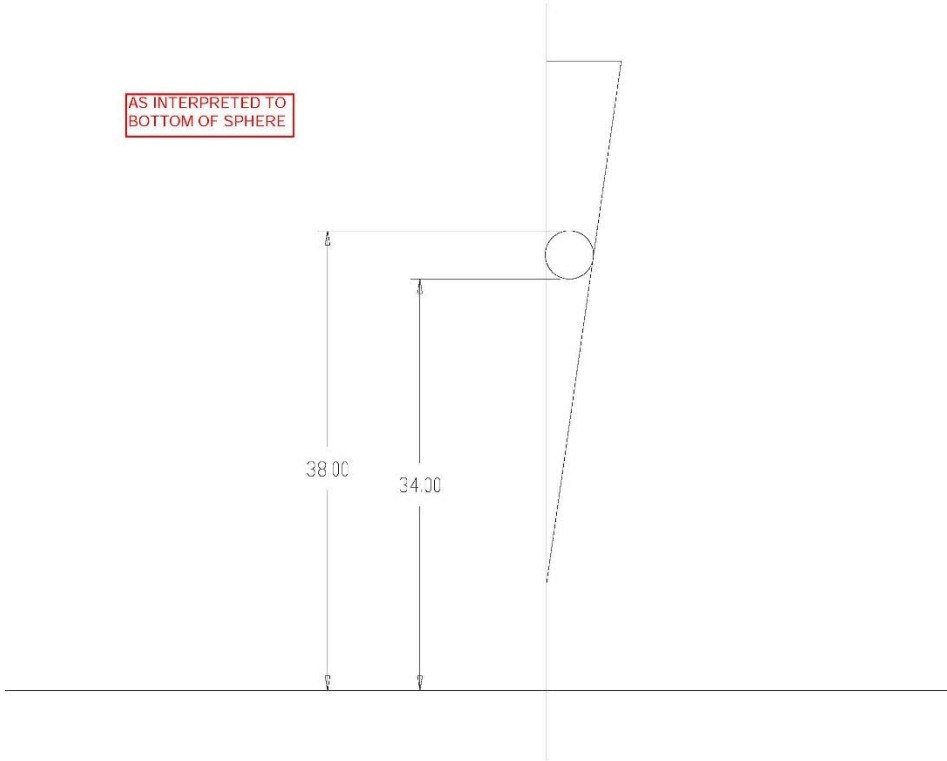
Working around obstructions in existing buildings, many shapes must be provided with a special guard. Accurately defining the height of the sphere as well as the lower reference helps determine compliance or non-compliance.

The 42 inch height in the original requirement has no meaning. Rail heights are allowed to exceed that height and often do as shown in figure 1. I believe the intent is to stop the 8 inch sphere as high up as the rail goes.

CROSS BAR IS LOCATED TO STOP  
PASSAGE OF A 4 INCH SPHERE  
WHEN THE 34 INCH IS MEASURED  
TO THE TOP OF THE SPHERE.



AS INTERPRETED TO  
BOTTOM OF SPHERE



**Committee Action:**  
**Committee Reason:**

<b>Report for IS-BLE 04-05-21</b>		
<i>Committee decision: AS/AM/D</i>	<i>Committee Vote at Meeting:</i>	<i>Committee Vote on Ballot:</i>
<b>REPORT OF HEARING:</b>		
Modification (if any):		
Committee Reason:		
<b>PUBLIC COMMENT- FIRST DRAFT:</b>		
Proponent:		
Desired Action:		
Modification:		
Reason:		
<i>Committee decision: AS/AM/D</i>	<i>Committee Vote at Meeting:</i>	<i>Committee Vote on Ballot:</i>
<b>REPORT OF HEARING – FIRST DRAFT</b>		
Modification (if any):		
Committee Reason:		
<b>PUBLIC COMMENT- SECOND DRAFT:</b>		
Proponent:		
Desired Action:		
Modification:		
Reason:		
<i>Committee decision: AS/AM/D</i>	<i>Committee Vote at Meeting:</i>	<i>Committee Vote on Ballot:</i>
<b>FINAL ACTION:</b>		
Modification (if any):		
Committee Reason:		

# IS-BLE 04-06-21

## ICC 300 Section 408.2

**Proponent:** Gregory Nelson, FaciliServ, Inc.

**Revise as follows:**

**408.2 Opening limitations.** Open guards shall be constructed of materials such that a 4-inch-diameter (102 mm) sphere cannot pass through any opening up to a height of 34 inches (864 mm). From a height of 34 inches (864 mm) to 42 inches (1067 mm) above the adjacent walking surfaces, a sphere 8 inches (203 mm) in diameter shall not pass.

**Exceptions:**

- ~~1. The triangular opening formed by the riser, tread and bottom rail at the open side of a stepped aisle or tiered seating shall be of a maximum size such that a sphere of 6 inches (152 mm) in diameter cannot pass through the opening.~~
2. Guards at the end of aisles where they terminate at a fascia of boxes, balconies and galleries shall have balusters or ornamental patterns such that a 4-inch diameter (102 mm) sphere cannot pass through any opening up to a height of 26 inches (660 mm). From a height of 26 inches (660 mm) or greater above the adjacent walking surfaces, a sphere 8 inches (203 mm) in diameter shall not pass.
3. The opening limitation shall not apply to guards required in accordance with Item 2 of Section 408.1.

**Reason:**

A deletion of the exception 1 would include this area of the railing system to comply with the 408.2 Opening limitations standard of 4" sphere passage\*. that allows 6" sphere passage in the triangular opening. This exception is also contrary to the safety standards set by the US CPSC by the Public Playground Safety Handbook for head entrapment. The triangular opening in the exception would allow an object just under the size of a 6" sphere to pass does not meet the 3.3.1 Head Entrapment portion of the Public Playground Safety Handbook document and poses a risk for young children. The natural shape of a triangle creates an ever-smaller opening at one end of the triangle, posing danger to a panicked child that would be averted by applying the 4" sphere code regulation. This being applied to new construction does not adversely affect manufacturers as conventional manufacturing design already meets this in most instances, but not in all instances. This would bring new construction seating from all manufacturers to the same standard.



The triangular gaps formed by the diagonal end rail lower rung, row rise and row foot planks allows more than a 4" sphere passage, imposing a head entrapment to children.

**Committee Action:**  
**Committee Reason:**

<b>Report for <i>IS-BLE 04-06-21</i></b>		
<i>Committee decision: AS/AM/D</i>	<i>Committee Vote at Meeting:</i>	<i>Committee Vote on Ballot:</i>
REPORT OF HEARING: Modification (if any):		

Committee Reason:		
<b>PUBLIC COMMENT- FIRST DRAFT:</b>		
Proponent:		
Desired Action:		
Modification:		
Reason:		
<b>Committee decision: AS/AM/D</b>	<b>Committee Vote at Meeting:</b>	<b>Committee Vote on Ballot:</b>
<b>REPORT OF HEARING – FIRST DRAFT</b>		
Modification (if any):		
Committee Reason:		
<b>PUBLIC COMMENT- SECOND DRAFT:</b>		
Proponent:		
Desired Action:		
Modification:		
Reason:		
<b>Committee decision: AS/AM/D</b>	<b>Committee Vote at Meeting:</b>	<b>Committee Vote on Ballot:</b>
<b>FINAL ACTION:</b>		
Modification (if any):		
Committee Reason:		

# IS-BLE 04-07-21

ICC 300 Section 409.1, 409.1.1, 409.1.3(New), 409.2, 409.2.1(New), 402.2.2(New), 409.2.3(New)

Proponent: Daniel Victor, INTERKAL, LLC

Revise as follows:

## SECTION 409 HANDRAILS

**409.1 Required handrails.** ~~Where seats are located on both sides of a stepped aisle, a minimum of one mid-aisle handrail shall be provided. Where seats are located on one side of a stepped aisle, a minimum of one handrail shall be provided on the side of the stepped aisle where there are no seats.~~ A minimum of one handrail shall be provided in all portions of stepped aisles. Handrails shall be continuous as described in Sections 409.1.1, 409.1.2, or 409.1.3 and shall be provided in accordance with Section 409.2. Handrails shall comply with Sections 409.3 through 409.9.

### **Exceptions Exception:**

- ~~1. A handrail is not required for a stepped aisle serving a single row of seating.~~
- ~~2. The mid-aisle handrail is permitted to be on one side of the aisle when the stepped aisle serves less than 50 seats.~~

**409.1.1 Continuous Handrails.** Continuous handrails shall be parallel to a line connecting the nose of each step, and the handrail shall have rounded terminations or bends.

~~409.1.1~~ **409.1.2 Mid-aisle handrails.** ~~Where there is seating on both sides of a stepped aisle, the mid-aisle~~ Mid-aisle handrails shall be discontinuous with gaps or breaks at intervals not exceeding five rows to facilitate access to seating and permit crossing from one side of the aisle to the other. These gaps or breaks shall have a clear width of not less than 22 inches (559 mm) and not greater than 36 inches (914 mm), measured horizontally, and the handrail shall have rounded terminations or bends. ~~Such discontinuities shall also be permitted where there is seating on one or both sides of the aisle, and where there guardrails complying with the graspability requirements for handrails.~~ An additional rail shall be provided below the handrail, located parallel to ~~and approximately 12 inches (305 mm) and 10 inches (254 mm)~~ to 16 inches (406.4 mm) below the handrail. The additional rail need not comply with the graspability provisions of Section ~~409.3~~ 409.4.

**409.1.3 Handrails Adjacent to Seats.** Handrails in stepped aisles adjacent to the end seats in a row shall provide gaps or breaks between handrails at access aisles to facilitate access to the aisle. The gaps shall have a clear width not less than 22 inches (559 mm) and not greater than 36 inches (914 mm) measured horizontally. The front and back edges of the handrail shall not extend beyond the front and back

edges of the seat. Where chairs have automatic or self-rising seats, the measurement shall be made with the seats in the raised position. Handrails adjacent to seats shall have rounded terminations or bends.

**Exception:** A 1-7/8 inch (47.6 mm) to 2-7/16 inch (61.9 mm) diameter knob shall be permitted as a handrail adjacent to seats and shall be considered rounded and graspable.

**409.2 Allowable handrail locations.** Handrails shall be located in accordance with Section 409.2.1, 409.2.2 or 409.2.3.

**409.2.1 Portions of stepped aisles with seats on both sides.** Portions of stepped aisles with seats on both sides shall be provided with a minimum of one mid-aisle handrail.

**Exception:** A handrail adjacent to seats shall be provided on both sides of the aisle in lieu of the mid-aisle handrail.

**409.2.2 Portions of stepped aisles with seats on one side.** Portions of aisles with seats on one side shall be provided with a minimum of one continuous handrail on the side of the aisle where there are no seats.

**Exceptions:**

1. One discontinuous mid-aisle handrail shall be permitted in lieu of the continuous handrail where there is a guard or wall on the side of the aisle with no seats and a minimum clear width of 23 inches (584 mm) is provided between the handrail and seat and between the handrail and guard or wall.
2. One discontinuous mid-aisle handrail shall be permitted to be placed on the side of the aisle with no seats in lieu of the continuous handrail when the stepped aisle serves less than 50 seats.
3. One handrail adjacent to seats shall be permitted in lieu of the continuous handrail.

**409.2.3 Portions of stepped aisles with seats on neither side.** Portions of stepped aisles with seats on neither side shall be provided with continuous handrails on both sides of the aisle.

**Exceptions:**

1. A single mid-aisle handrail shall be permitted in lieu of the two continuous handrails where the stepped aisle is a minimum of 48 inches (1219 mm) wide.
2. A continuous handrail is permitted to be on only one side of the stepped aisle where the stepped aisle is less than 48 inches (1219 mm) wide.

*Renumber current Sections 409.2 through 409.9 as 409.3 through 409.10.*

**Reason:** An aisle can have seating on both sides in one portion of its length, seating on one side in another and seating on neither side in still another. See figures 1, 8, 9 and 10. Wording has been modified to capture requirements in each area separately.



A description of continuous handrails was added.

Under mid-aisle handrails a confusing sentence has been removed. I cannot imagine the intent, so no substitution is made.

A new section has been added for handrails adjacent to seats. For examples, see figures 2 through 6. Handrail systems adjacent to seats are more commonly used in steeper seating found in balconies and upper tiers where providing fall arrest is critical. Use of a knob as an individual handrail is proposed. An example is shown in figure 4. The doorknob industry standard dimension information is provided in figure 6.

A handrail placed at the sides of a stepped aisle is effective when placed at the transition onto or off of tiered seating. This type of rail is shown on the back cover of ICC 300-2017 and Figures 8 and 10. The new text also provides for a single mid-aisle rail as shown in figure 9. On narrower aisles, where seating above is on only one side and the aisle width is allowed to be less than 48 inches (as low as 36 inches). On these narrow aisles extensions where there seating on neither side, an allowance is made to provide a continuous handrail on one side only. Being so narrow it is not likely people will be egressing down both sides of the aisle.

This section of the aisle is not specifically addressed in current text.



**Figure 1**



**Figure 2** Rod Laver Arena in Melbourne, Australia

Handrail adjacent to seats on both sides of the aisle without mid-aisle handrail.



**Figure 3** Rod Laver Arena in Melbourne, Australia

Handrail adjacent to seats on one side of an aisle.




**Figure 4** Royal Alexandra Theater in Toronto, Canada

Mid-aisle handrail with additional knob style handrail adjacent to seats.

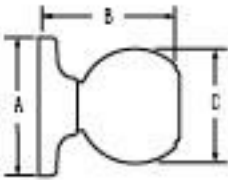


**Figure 5** First United Methodist Church in Kalamazoo, Michigan

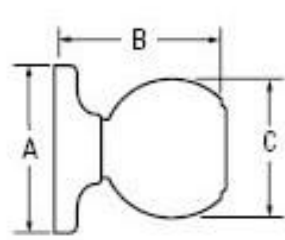
Graspable end portion of a church pew Adjacent to a stepped aisle having seating on one side.



**Figure 6** First United Methodist Church in Kalamazoo, MI  
 Handrail built into end of pew. Stepped aisle with seating on one side.  
 The knob dimensions sited are common for door knobs.



Design	A	B	C
Huntington	2-5/8'	2-15/16'	2-1/8'
Phoenix	2-5/8'	2-7/16'	2-3/16'
Troy	2-5/8'	2-5/16"	2-1/16'
Laurel	2-5/8'	2-13/32'	2-7/16'



Design	A	B	C
Cove™	2-5/8"	2-19/32"	2-1/4"
Polo®	2-5/8"	2-7/8"	1-7/8"
Tylo®	2-5/8"	2-19/32"	1-7/8"


**Figure 7**



**Figure 8** NASCAR Grandstand with mid-aisle handrail transitioning to handrails on each side where there are seats on neither side.



**Figure 9**



**Figure 10**

**Committee Action:**  
**Committee Reason:**

<b>Report for <i>IS-BLE 04-07-21</i></b>		
<i>Committee decision: AS/AM/D</i>	<i>Committee Vote at Meeting:</i>	<i>Committee Vote on Ballot:</i>
<b>REPORT OF HEARING:</b>		
Modification (if any):		
Committee Reason:		
<b>PUBLIC COMMENT- FIRST DRAFT:</b>		
Proponent:		
Desired Action:		
Modification:		
Reason:		
<i>Committee decision: AS/AM/D</i>	<i>Committee Vote at Meeting:</i>	<i>Committee Vote on Ballot:</i>
<b>REPORT OF HEARING – FIRST DRAFT</b>		
Modification (if any):		
Committee Reason:		
<b>PUBLIC COMMENT- SECOND DRAFT:</b>		

Proponent:		
Desired Action:		
Modification:		
Reason:		
<b>Committee decision: AS/AM/D</b>	<b>Committee Vote at Meeting:</b>	<b>Committee Vote on Ballot:</b>
<b>FINAL ACTION:</b>		
Modification (if any):		
Committee Reason:		

---

## IS-BLE 04-08-21

### ICC 300 Section 409.3, 409.3.1(New), 409.3.2(New)

**Proponent:** Daniel Victor, INTERKAL, LLC

**Revise as follows:**

**409.3 Graspability.** Required *handrails* shall comply with Section 409.3.1 or shall provide equivalent graspability.

**Exception:** Where the handrail is the end cap of pew type seating, handrails shall be in accordance with Section 409.3.1, 409.3.2 or shall provide equivalent graspability.

**409.3.1 Type I.** Handrails with a circular cross section shall have an outside diameter of at least 1.25 inches (32 mm) and not greater than 2 inches (51 mm) or shall provide equivalent graspability. If the handrail is not circular, it shall have a perimeter dimension of at least 4 inches (102 mm) and not greater than 6.25 inches (159 mm) with a maximum crosssection dimension of 2.25 inches (57 mm). Edges shall have a minimum radius of 0.01 inch (3.2 mm).

**409.3.2 Type II.** *Handrails* with a perimeter greater than 6 1/4 inches (160 mm) shall provide a graspable finger recess area on both sides of the profile. The finger recess shall begin within a distance of 3/4 inch (19 mm) measured vertically from the tallest portion of the profile and achieve a depth of not less than 5/16 inch (8 mm) within 7/8 inch (22 mm) below the widest portion of the profile. This required depth shall continue for not less than 3/8 inch (10 mm) to a level that is not less than 1 3/4 inches (45 mm) below the tallest portion of the profile. The width of the *handrail* above the recess shall be not less than 1 1/4 inches (32 mm) to not greater than 2 3/4 inches (70 mm). Edges shall have a minimum radius of 0.01 inch (0.25 mm).


**Reason:** This proposal picks up the handrail graspability options in IBC Section 1014.3. This is based on recent studies sponsored by the Stairway Manufacturers Association.





First United Methodist Church in Kalamazoo, Michigan

Graspable end portion of a church pew Adjacent to a stepped aisle having seating on one side.



First United Methodist Church in Kalamazoo, MI

Handrail built into end of pew. Stepped aisle with seating on one side.

**Committee Action:**  
**Committee Reason:**

<b>Report for IS-BLE 04-08-21</b>		
<b>Committee decision: AS/AM/D</b>	<b>Committee Vote at Meeting:</b>	<b>Committee Vote on Ballot:</b>
<b>REPORT OF HEARING:</b>		
Modification (if any):		
Committee Reason:		
<b>PUBLIC COMMENT- FIRST DRAFT:</b>		
Proponent:		
Desired Action:		
Modification:		
Reason:		
<b>Committee decision: AS/AM/D</b>	<b>Committee Vote at Meeting:</b>	<b>Committee Vote on Ballot:</b>
<b>REPORT OF HEARING – FIRST DRAFT</b>		
Modification (if any):		
Committee Reason:		
<b>PUBLIC COMMENT- SECOND DRAFT:</b>		
Proponent:		
Desired Action:		
Modification:		
Reason:		
<b>Committee decision: AS/AM/D</b>	<b>Committee Vote at Meeting:</b>	<b>Committee Vote on Ballot:</b>
<b>FINAL ACTION:</b>		
Modification (if any):		
Committee Reason:		

# Chapter 5

## EXISTING BLEACHRES, FOLDING AND TELESCOPIC SEATING AND GRANDSTANDS

### IS-BLE 05-01-21

ICC 300 Sections 506 (New), 506.1(New)

**Proponent:** Gregory Nelson, FaciliServ, Inc.

**Revise as follows:**

#### **SECTION 506** **AISLES AND HANDRAILS**

**506.1 Aisle and handrails.** On existing bleachers where aisle or handrails are altered or added, the aisles shall comply with Sections 405, 406 and 407 and handrails shall comply with Section 409.

##### **Exceptions:**

1. Where the uppermost seat is located less than or equal to 55 inches (1397 mm) above the floor or ground below.
2. Where it is physically infeasible so comply with section, aisle shall comply to the maximum extent feasible.
3. Where physically infeasible for risers to comply with Section 406.6, risers shall be permitted to exceed 8 inches (203 mm) in height where a handrail complying with Section 409 is provided. A written warning shall be posted in a conspicuous location visible to patrons using the aisle in both directions stating that the aisle exceeds the riser height and handrails are provided for stabilization of the user.

**Reason:** This allows safer egress on existing bleachers with the exception that applies in **503.1 Required guards**, exception 1, as it does not apply to seating equal to or less than 55" high.

The proposed exceptions 1 & 2, allow partial compliance to raise egress safety standards on existing bleachers without resorting to an infeasible application. Allowing higher than 8" rise between step surfaces with the application of handrails and provisions in **409.1.1 Mid-aisle handrails** for aisle step clear widths that will allow seating areas to have the handrail safety improvement incorporated where other wise it would not be able to due to as built design/features that do not practically allow full compliance with step rises between 4" and 8".

**Committee Action:**

**Committee Reason:**

<b>Report for IS-BLE 05-01-21</b>		
<i>Committee decision: AS/AM/D</i>	<i>Committee Vote at Meeting:</i>	<i>Committee Vote on Ballot:</i>
<b>REPORT OF HEARING:</b>		
Modification (if any):		
Committee Reason:		
<b>PUBLIC COMMENT- FIRST DRAFT:</b>		
Proponent:		
Desired Action:		
Modification:		
Reason:		
<i>Committee decision: AS/AM/D</i>	<i>Committee Vote at Meeting:</i>	<i>Committee Vote on Ballot:</i>
<b>REPORT OF HEARING – FIRST DRAFT</b>		
Modification (if any):		
Committee Reason:		
<b>PUBLIC COMMENT- SECOND DRAFT:</b>		
Proponent:		
Desired Action:		
Modification:		
Reason:		
<i>Committee decision: AS/AM/D</i>	<i>Committee Vote at Meeting:</i>	<i>Committee Vote on Ballot:</i>
<b>FINAL ACTION:</b>		
Modification (if any):		
Committee Reason:		

# Chapter 6 REFERENCED STANDARDS

## IS-BLE 06-01-21 ICC 300 Chapter 6

**Proponent:** ICC 300 committee

**Revise as follows:**

IBC—18 24 International Building Code® . . . . . 309.1, 404.1  
 IPMC—18 24 International Property Maintenance Code®. . . . . 502.2.2

**Reason:** Update of referenced standard

**Committee Action:**  
**Committee Reason:**

<b>Report for <i>IS-BLE 06-01-21</i></b>		
<i>Committee decision: AS/AM/D</i>	<i>Committee Vote at Meeting:</i>	<i>Committee Vote on Ballot:</i>
<b>REPORT OF HEARING:</b>		
Modification (if any):		
Committee Reason:		
<b>PUBLIC COMMENT- FIRST DRAFT:</b>		
Proponent:		
Desired Action:		
Modification:		
Reason:		
<i>Committee decision: AS/AM/D</i>	<i>Committee Vote at Meeting:</i>	<i>Committee Vote on Ballot:</i>
<b>REPORT OF HEARING – FIRST DRAFT</b>		
Modification (if any):		
Committee Reason:		
<b>PUBLIC COMMENT- SECOND DRAFT:</b>		
Proponent:		
Desired Action:		
Modification:		
Reason:		
<i>Committee decision: AS/AM/D</i>	<i>Committee Vote at Meeting:</i>	<i>Committee Vote on Ballot:</i>
<b>FINAL ACTION:</b>		
Modification (if any):		
Committee Reason:		

